






# ABBOTSFORD CONCRETE PRODUCTS

Toll Free: 1-800-663-4091  
www.pavingstones.com

Chateau Stone Series		Nominal Dimensions	Thickness	Shipping Weight	Unit Contents	pcs/ft <sup>2</sup>	pcs/lin ft
	Type 1	300mm x 300mm 11-13/16" x 11-13/16"	60mm 2-3/8"	1410 kg 3100 lbs	9.7 m <sup>2</sup> 105 ft <sup>2</sup>	108 pcs.	1
	Type 2	200mm x 300mm 7-7/8" x 11-13/16"	60mm 2-3/8"	1550 kg 3400 lbs	10.8 m <sup>2</sup> 116 ft <sup>2</sup>	180 pcs.	1.5
	Type 3	200mm x 200mm 7-7/8" x 7-7/8"	60mm 2-3/8"	1550 kg 3400 lbs	10.8 m <sup>2</sup> 116 ft <sup>2</sup>	270 pcs.	2.3
	Type 4	100mm x 200mm 3-15/16" x 7-7/8"	60mm 2-3/8"	1410 kg 3100 lbs	9.7 m <sup>2</sup> 105 ft <sup>2</sup>	486 pcs.	4.5
Villa Stone Series		Nominal Dimensions	Thickness	Shipping Weight	Unit Contents	pcs/ft <sup>2</sup>	pcs/lin ft
	Type 1	160mm x 240mm 6-5/16" x 9-7/16"	60mm 2-3/8"	1202 kg 2650 lbs	8.3m <sup>2</sup> 89 ft <sup>2</sup>	216 pcs.	2.4
	Type 2	160mm x 160mm 6-5/16" x 6-5/16"	60mm 2-3/8"	1406 kg 3100 lbs	9.7m <sup>2</sup> 104 ft <sup>2</sup>	378 pcs.	3.6
	Type 3	120mm x 160mm 4-3/4" x 6-5/16"	60mm 2-3/8"	1225 kg 2700 lbs	8.5 m <sup>2</sup> 91 ft <sup>2</sup>	441 pcs.	4.8

All 60mm pavers are stock items, however, each paver design may have different stock colors.  
Please call to determine availability of colors. 80mm pavers are special order.

Note: 1. All dimensions are based on metric units with approximate conversion to Imperial. Such dimensions are subject to allowable deviations as defined by appropriate specifications.  
2. Areas per shipping unit are calculated on the mold manufacturers dimensions with an allowance for standard sand joints.